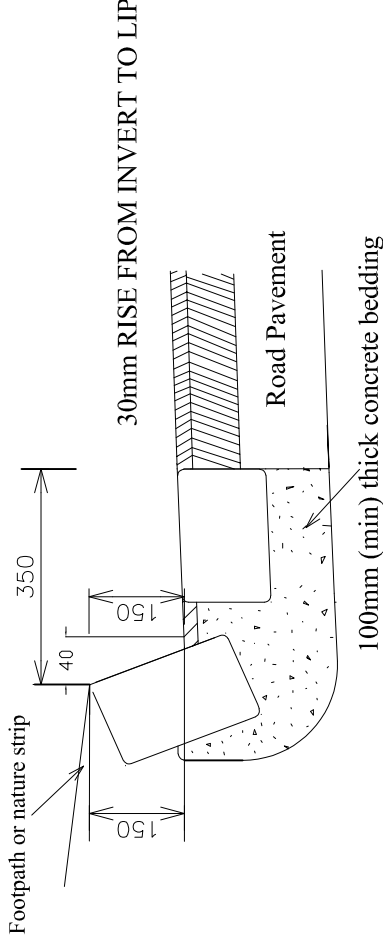
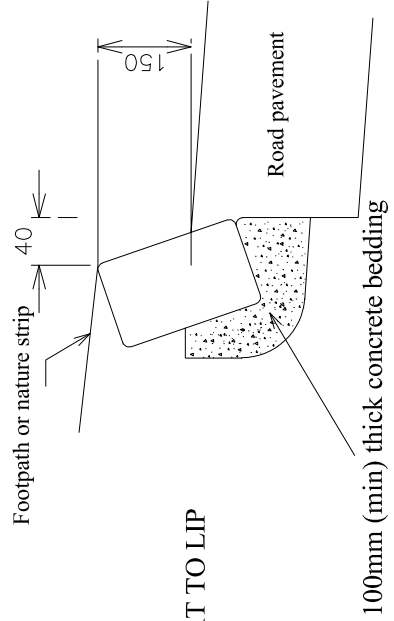
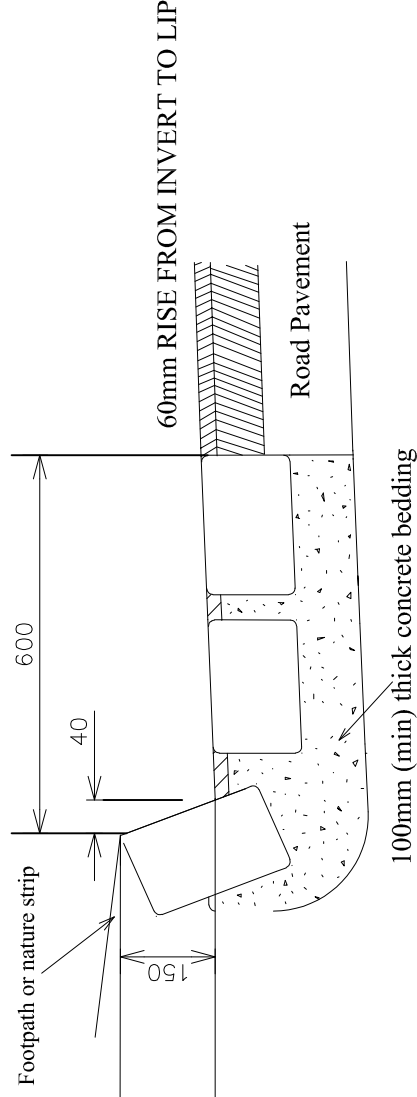


**BLUESTONE KERB  
AND CONCRETE CHANNEL**

**BLUESTONE KERB  
(NO CHANNEL)**



**BLUESTONE KERB AND BLUESTONE CHANNEL**



**BLUESTONE KERB AND TWO BLUESTONE CHANNEL**

**NOTES:**

1. BLUESTONE JOINTS TO BE 20mm (MIN) WIDE
2. JOINTS AND CHANNEL TO BE FILLED WITH GREY BLACK MORTAR 20mm (MIN) THICK
3. CONCRETE BEDDING TO HAVE MINIMUM THICKNESS OF 100mm AND CHARACTERISTIC STRENGTH TO BE 25M.P.a
4. CONCRETE TO BE PLACED ON OF 50mm COMPACTED CRUSHED ROCK BEDDING