

Make a pompom

Make a wish

Make an APOMAWISH!

BOROONDARA
ARTS

Suitable
for all ages
and skill
levels

Boroondara Arts invites all members of the community to participate in a fun, bright, yarn-tastic installation at Hawthorn Arts Centre, to celebrate Craft Contemporary 2021.

Led by artist, designer and pompom queen Rachel Burke, we're inviting everyone to make a simple pompom and share your wish for the future.

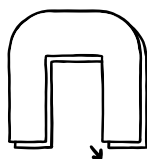
Deliver your APOMAWISHES by Friday 24 September for display in the APOMAWISH installation at Hawthorn Arts Centre, opening on 1 October 2021.

MATERIALS

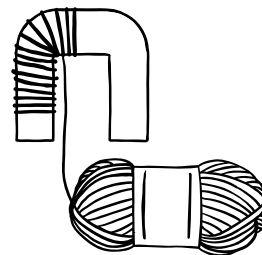
- Pompom and wish templates
- Yarn (or similar materials)
- Scissors
- Paper
- Marker
- Toothpick
- Sticky tape

METHOD

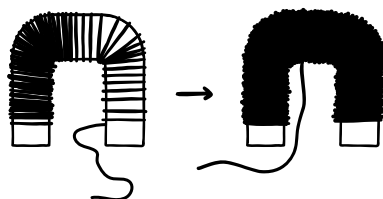
- ① Cut out your pompom templates and lay them on top of each other.



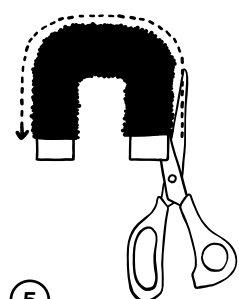

- ② Select your yarn and wrap around your templates.




- ③ Keep wrapping the yarn around the templates until it is thick, evenly distributing the wool around your template as you go.




- ④ Once your template is FULL of yarn, cut the yarn and loop the excess around your pompom.



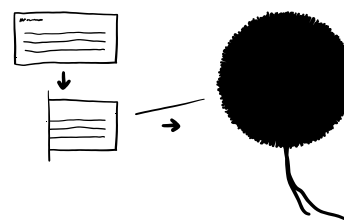
- ⑤ Slide the scissors between the templates and cut around to the edges. (hint: be careful and lay down on table).



- ⑥ Take a strand of yarn 1 metre long and double it over, then thread it through the centre of your template.



- ⑦ Pull the length together at the base of the template tightly and tie a knot to secure. Then pull template out to free your pompom. Now you can trim your pompom into a circular shape!



- ⑧ Once done, write down your wish on the template provided. Cut and attach your written wish to a toothpick or skewer with sticky tape, and then push it into your pompom.

This project is part of the 2021 Craft Contemporary satellite program, proudly hosted by Boroondara Arts.

For more information and to follow these step-by-step instructions online, visit boroondara.vic.gov.au/craft-contemporary

Send them via mail (Boroondara Arts, Attention: Bridget, Private Bag 1, Camberwell, VIC 3124), or drop them off to one of Boroondara libraries in a sealed bag or envelope. Please visit www.boroondara.vic.gov.au/libraries for up-to-date library opening times.

ADMAWISH template

My Apomawish...

